

**MecALAC**

**RANGE**

GAMME / BAUREIHE / GAMMA



**RANGE**

GAMME / BAUREIHE / GAMMA

**MecALAC**

# EXCAVATORS / PELLETS / BAGGER / ESCAVATORI



▶ **12MTX**



▶ **7MWR**



▶ **7MWR**  
OFFSET  
TWO-PIECE  
BOOM



▶ **9MWR**



▶ **11MWR**



▶ **15MWR**  
MECALAC  
VERSATILE  
BOOM



▶ **15MWR**  
TWO-PIECE  
BOOM



▶ **15MWR**  
OFFSET  
TWO-PIECE  
BOOM



▶ 6MCR



▶ 8MCR



▶ 10MCR



▶ 15MC  
MECALAC  
VERSATILE  
BOOM



▶ 15MC  
TWO-PIECE  
BOOM



▶ 15MC  
OFFSET  
TWO-PIECE  
BOOM



▶ 8MCRRR

## CONTENTS

▶ 12MTX	8	▶ 6MCR	16
▶ 7MWR	9/10	▶ 8MCR	17
▶ 9MWR	11	▶ 10MCR	18
▶ 11MWR	12	▶ 15MC	19/21
▶ 15MWR	13/15	▶ 8MCRRR	22

# LOADERS / CHARGEUSES / LADER / CARICATRICI



▶ AX700



▶ AX850



▶ AX1000



▶ AF1050



▶ AF1200



▶ AS600



▶ AS700



▶ AS900



▶ AS1600



▶ AS210e



▶ AS900tele



▶ AT900



▶ AT1050

## CONTENTS

▶ AX700	23	▶ AS900	30
▶ AX850	24	▶ AS1600	31
▶ AX1000	25	▶ AS210e	32
▶ AF1050	26	▶ AS900tele	33
▶ AF1200	27	▶ AT900	34
▶ AS600	28	▶ AT1050	35
▶ AS700	29		

# BACKHOE LOADERS / CHARGEUSES-PELLETEUSES / BAGGERLADER / TERNE



▶ TLB830



▶ TLB840R



▶ TLB850



▶ TLB870



▶ TLB890



▶ TLB990



## CONTENTS

▶ TLB830	36
▶ TLB840R	37
▶ TLB850	38
▶ TLB870	39
▶ TLB890	40
▶ TLB990	41

# SITE DUMPERS / MOTOBASCULEURS / BAUSTELLENKIPPER / DUMPER



▷ TA1EH



▷ TA2H / TA2SH / TA2SEH



▷ TA3 / TA3S / TA3H / TA3SH / TA3.5SH



▷ TA6 / TA6S



▷ TA9 / TA9S / TA9P / TA9SP



▷ TA10P



▷ 3MDX



▷ 6MDX



▷ 9MDX



## CONTENTS

▷ TA1EH	42
▷ TA2H / TA2SH / TA2SEH	43
▷ TA3 / TA3s / TA3H / TA3SH	44
▷ TA3.5SH	45
▷ TA6 / TA6s	46
▷ TA9 / TA9s / TA9P / TA9SP	47
▷ TA10P	48
▷ 3MDX	49
▷ 6MDX	50
▷ 9MDX	51

# COMPACTION ROLLERS / COMPACTEURS À ROULEAUX / VERDICHTUNGSGERÄTE / RULLI COMPATTATORI



▶ **MBR71**



▶ **TV800 / TV900**



▶ **TV1000 / TV1200**



▶ **TV1300 / TV1400**



## CONTENTS

▶ <b>MBR71</b>	52
▶ <b>TV800 / TV900</b>	53
▶ <b>TV1000 / TV1200</b>	54
▶ <b>TV1300 / TV1400</b>	55



# 12 MTX



kg

**9700**

(21,385 lb)



kW

**85**

(115 hp /  
114 imperial hp)



km/h

**32**

(19.90 mph)

mm



**2710**

(8'10")



daN

**6150**

(13,825 lbf)



daN

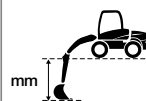
**3400**

(7,640 lbf)



**7125**

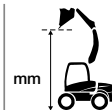
(23'5")



mm

**-4100**

(-13'5")









mm

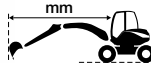


**+6100**

(+20')





					
kg	kW	km/h	mm	daN	daN
<b>6925/ 7350*</b>	<b>55.4</b> (75 hp / 74.3 imperial hp)	<b>30</b> (19 mph)	<b>2788</b> (9'2")	<b>4310</b> (9,690 lbf)	<b>2500</b> (5,620 lbf)

		
mm	mm	mm
<b>6220</b> (20'5")	<b>-3030</b> (-9'11")	<b>+4970</b> (+16'4")

\* Depending on configuration / Selon configuration / Je nach Konfiguration / A seconda della configurazione

# MWR



kg

**7000/  
7420\***

(15,430/16,360\* lb)



kW

**55.4**

(75 hp /  
74.3 imperial hp)



km/h

**30**

(19 mph)

mm



**2570**

(8'9")



daN

**4310**

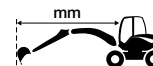
(9,690 lbf)



daN

**3100**

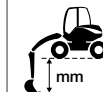
(6,970 lbf)



mm

**6410**

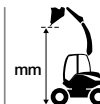
(21')



mm

**-3120**

(-10'2")



mm

**+5070**

(+16'7")









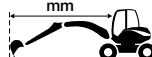


kg	kW	km/h	mm	daN	daN
<b>7900/ 9000*</b>	<b>55.4</b>	<b>20/35</b>	<b>2866</b>	<b>5000</b>	<b>2800</b>
(17,416/19,841* lb)	(75 hp / 74.3 imperial hp)	(12/22 mph)	(9'5")	11,240 lbf)	(6,295 lbf)

mm	mm	mm
<b>6700</b>	<b>-3500</b>	<b>+5500</b>
(22')	(-11'6")	(+18')

\* Depending on configuration / Selon configuration / Je nach Konfiguration / A seconda della configurazione

# 11MWR



					
kg	kW	km/h	mm	daN	daN
<b>10000/ 11000*</b>	<b>55.4</b>	<b>20/30</b>	<b>3296</b>	<b>6000</b>	<b>3400</b>
(22,050/24,250* lb)	(75 hp / 74.3 imperial hp)	(12/19 mph)	(10'8")	(13,490 lbf)	(7,645 lbf)
					
			mm	mm	mm
			<b>7500</b>	<b>-3800</b>	<b>+6200</b>
			(24'7")	(-12'6")	(+20'4")

# 15MWR



kg

**14200/  
15300\***  
(31,305/33,730\* lb)



kW

**100**  
(136 hp /  
134 imperial hp)



km/h

**35**  
(21.7 mph)



**3415**  
(11'2")



daN

**8170**  
(18,365 lbf)

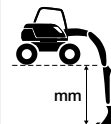


daN

**5500**  
(12,365 lbf)



**8300**  
(27'3")



**-4550**  
(-14'11")



**+6990**  
(+22'11")

\* Depending on configuration / Selon configuration / Je nach Konfiguration / A seconda della configurazione

# 15MWR



kg

**14200/  
15300\***  
(31,305/33,730\* lb)



kW

**100**  
(136 hp /  
134 imperial hp)



km/h

**35**  
(21.7 mph)



**2990**  
(9'10")



daN

**8170**  
(18,365 lbf)

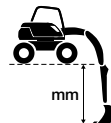


daN

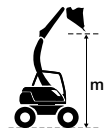
**6200**  
(13,940 lbf)



**8800**  
(28'10")



**-4800**  
(-15'9")



**+7300**  
(+23'17")

# 15MWR



kg

**14800/  
15500\***  
(32,830/34,171\* lb)



kW

**100/136**  
(136 hp /  
134 imperial hp)



km/h

**35**  
(21.7 mph)



**2990**  
(9'10")



daN

**8170**  
(18,365 lbf)

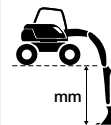


daN

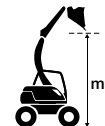
**6200**  
(13,940 lbf)



**8700**  
(28'7")



**-4700**  
(-15'5")



**+7500**  
(+24'6")

\* Depending on configuration / Selon configuration / Je nach Konfiguration / A seconda della configurazione



# MCR



kg

**5700/  
6100\***

(12,566/13,450\* lb)



kW

**55.4**

(75 hp /  
74.3 imperial hp)



km/h

**10**

(6.2 mph)



**2608**

(8'7")



daN

**4300**

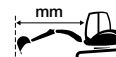
(9,666 lbf)



daN

**2500**

(5,620 lbf)



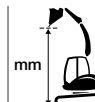
**6220**

(20'5")









**-3300**

(-10'10")

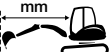




**+4850**

(+15'11")

					
kg	kW	km/h	mm	daN	daN
<b>7200/ 7600*</b> (15,900/16,755* lb)	<b>55.4</b> (75 hp / 74.3 imperial hp)	<b>10</b> (6.2 mph)	<b>2698</b> (8'10")	<b>5000</b> (11,240 lbf)	<b>2800</b> (6,300 lbf)



		
mm	mm	mm
<b>6750</b> (22'1")	<b>-3700</b> (-12'2")	<b>+5300</b> (+17'5")

\* Depending on configuration / Selon configuration / Je nach Konfiguration / A seconda della configurazione

# 10 MCR



kg

**9400/  
10000\***  
(20,723/22,046\* lb)



kW

**55.4**  
(75 hp /  
74.3 imperial hp)



km/h

**9**  
(5.6 mph)



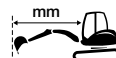
daN

**6000**  
(13,500 lbf)



daN

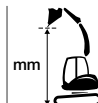
**3400**  
(7,650 lbf)



**7500**  
(24'7")



**-4000**  
(-13'1")



**+6000**  
(+19'8")

# 15MC



kg

**14780/15230\***  
(32,585/33,580\* lb)



kW

**100**  
(136 hp /  
134 imperial hp)



km/h

**6**  
(3.7 mph)



**3415**  
(11'2")



daN

**8170**  
(18,370 lbf)

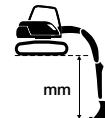


daN

**5500**  
(12,360 lbf)



**8300**  
(27'3")



**-4730**  
(15'6")



**+7600**  
(24'9")

\* Depending on configuration / Selon configuration / Je nach Konfiguration / A seconda della configurazione

# 15MC



kg

**14200/15300\***  
(31,305/33,730\* lb)



kW

**100**  
(136 hp /  
134 imperial hp)



km/h

**6**  
(3.7 mph)



**2990**  
(9'10")



daN

**8170**  
(18,370 lbf)

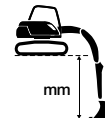


daN

**6200**  
(13,940 lbf)



**8800**  
(28'10")



**-4980**  
(16'4")



**+7120**  
(23'4")



kg

**14850/15500\***  
(32,740/34,170\* lb)



kW

**100**  
(136 hp /  
134 imperial hp)



km/h

**6**  
(3.7 mph)



**2990**  
(9'10")



daN

**8170**  
(18,370 lbf)

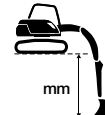


daN

**6200**  
(13,940 lbf)



**8700**  
(28'7")



**-4880**  
(16')



**+7020**  
(23')

\* Depending on configuration / Selon configuration / Je nach Konfiguration / A seconda della configurazione









kg	kW	km/h	km/h	mm	daN	daN
<b>8500*</b> (18,740* lb)	<b>55.4</b> (75 hp / 74.3 imperial hp)	<b>19-23*</b> (12-14* mph)	<b>10</b> (6.2 mph)	<b>2699**</b> (8'10"**)	<b>5000</b> (11,240 lbf)	<b>2800</b> (6,295 lbf)



mm	mm	mm
<b>6700</b> (22')	<b>-3550</b> (-11'8")	<b>+5450</b> (+17'11")











# AX700

							
kg	kW	km/h	mm	mm	mm	mm	m <sup>3</sup>
<b>4710</b> (10,380 lb)	<b>50</b> (68 hp / 67 imperial hp)	<b>20/30*</b> (12/19* mph)	<b>5285</b> (17'4")	<b>1600</b> (5'3")	<b>2470</b> (8'1")	<b>+2475</b> <b>+2785*</b> (+8'1"/+9'2"*)	<b>0.7 - 1.2</b> (0.92 - 1.6 yd <sup>3</sup> )



\* Option /optional / opzione

# AX850

							
kg	kW	km/h	mm	mm	mm	mm	m <sup>3</sup>
<b>5050</b> (11,133 lb)	<b>50</b> (68 hp / 67 imperial hp)	<b>20/30*</b> (12/19* mph)	<b>5285</b> (17'4")	<b>1850</b> (6'1")	<b>2470</b> (8'1")	<b>+2475</b> <b>+2785*</b> (+8'1"/+9'2")	<b>0.85 - 1.5</b> (1.11 - 2 yd <sup>3</sup> )



\* Option /optional / opzione

# AX1000



kg

**5410**  
(11,927 lb)



kW

**55.4**  
(75 hp /  
74.3 imperial hp)



km/h

**20/30\***  
(12/19\* mph)



mm

**5350**  
(17'7")



mm

**1850**  
(6'1")



mm

**2440**  
(8')



mm

**+2400**  
**+2710\***  
(+7'10"/+8'10\*\*)



m<sup>3</sup>

**1 - 1.6**  
(1.3 - 2.1 yd<sup>3</sup>)



\* Option /optional / opzione

# AF1050



kg

**5800**  
(12,786 lb)



kW

**55.4**  
(75 hp /  
74.3 imperial hp)



km/h

**20**  
**30/40\***  
(12/19\*/25\* mph)



mm

**6030**  
(19'9")



mm

**2100**  
(6'11")



mm

**2830**  
(9'3")



mm

**+2700**  
(+8'10")











m<sup>3</sup>

**1.05 - 1.5**  
(1.4 - 2 yd<sup>3</sup>)



# AF1200

							
kg	kW	km/h	mm	mm	mm	mm	m <sup>3</sup>
<b>6000</b> (13,230 lb)	<b>55.4</b> (75 hp / 74.3 imperial hp)	<b>20</b> <b>30*/40*</b> (12/19*/25* mph)	<b>6080</b> (19'9")	<b>2100</b> (6'11")	<b>2830</b> (9'3")	<b>+2700</b> (+8'10")	<b>1.2 - 2</b> (1.6 - 2.6 yd <sup>3</sup> )



\* Option /optional / opzione

# AS600



kg

**4200**

(9,260 lb)



kW

**36.4**

(49 hp /  
48.8 imperial hp)



km/h

**20/30\***

(12/19\* mph)



mm

**+2570**

(+8'4")











m<sup>3</sup>

**0.5 - 0,8**

(0.7 - 1 yd<sup>3</sup>)



# AS700

							
kg	kW	km/h	mm	mm	mm	mm	m <sup>3</sup>
<b>5980</b> (13,183 lb)	<b>55.4</b> (75 hp / 74.3 imperial hp)	<b>20</b> <b>30/40*</b> (12/19*/25* mph)	<b>5550</b> (18'3")	<b>1950</b> (6'5")	<b>2760</b> (9'1")	<b>+2720</b> (+8'11")	<b>0.7 - 1.2</b> (0.92 - 1.6 yd <sup>3</sup> )



\* Option /optional / opzione



# AS900



kg

**6640**  
(14,638 lb)



kW

**55.4**  
(75 hp /  
74.3 imperial hp)



km/h

**20**  
**30/40\***  
(12/19\*/25\* mph)



mm

**5590**  
(18'4")



mm

**2100**  
(6'11")



mm

**2830**  
(9'3")



mm

**+2650**  
(+8'8")











m<sup>3</sup>

**09 - 1.5**  
(1.2 - 2 yd<sup>3</sup>)











# AS1600

							
kg	kW	km/h	mm	mm	mm	mm	m <sup>3</sup>
<b>10920</b> (24,074 lb)	<b>100</b> (136 hp / 134 imperial hp)	<b>20/40*</b> (12/25* mph)	<b>6580</b> (21'7")	<b>2480</b> (8'2")	<b>3100</b> (10'2")	<b>+3100</b> (+10'2")	<b>1.6 - 2.5</b> (2.1 - 3.3 yd <sup>3</sup> )



\* Option /optional / opzione

# AS 210<sub>e</sub>

							
kg	kW	km/h	mm	mm	mm	mm	m <sup>3</sup>
<b>15000</b> (33,070 lb)	<b>129</b> (175 hp / 173 imperial hp)	<b>20/35*</b> (12/22* mph)	<b>7155</b> (23'6")	<b>2700</b> (8'1")	<b>3155</b> (10'4")	<b>+3420</b> (+11'3")	<b>2.1 - 3</b> (3 - 4 yd <sup>3</sup> )



# AS900 *tele*



kg

**7250**  
(15,983 lb)



kW

**55.4**  
(75 hp /  
74.3 imperial hp)



km/h

**20**  
**30\*/35\***  
(12/19\*/22\* mph)



mm

**6270**  
(20'7")



mm

**2100**  
(6'11")



mm

**2910**  
(9'7")



mm

**+3100**  
**+4100**  
(+10'2" / +13'5")



m<sup>3</sup>









**0.7 - 1.2**

(0.92 - 1.6 yd<sup>3</sup>)











\* Option /optional / opzione

# AT900

							
kg	kW	km/h	mm	mm	mm	mm	m <sup>3</sup>
<b>6550</b> (14,440 lb)	<b>55.4</b> (75 hp / 74.3 imperial hp)	<b>20</b> <b>30*/40*</b> (12/19*/25* mph)	<b>5850</b> (19'2")	<b>2100</b> (6'11")	<b>2910</b> (9'7")	<b>+3200</b> <b>+4080</b> (+10'6" / +13'5")	<b>0.9 - 1.5</b> (1.2 - 2 yd <sup>3</sup> )



# AT1050















							
kg	kW	km/h	mm	mm	mm	mm	m <sup>3</sup>
<b>7150</b> (15,763 lb)	<b>55.4</b> (75 hp / 74.3 imperial hp)	<b>20</b> <b>30/40*</b> (12/19/25* mph)	<b>5920</b> (19'5")	<b>2100</b> (6'11")	<b>2910</b> (9'7")	<b>+3170</b> <b>+4050</b> (+10'5" / +13'3")	<b>1.05 - 1.6</b> (1.4 - 2.1 yd <sup>3</sup> )



\* Option /optional / opzione

# TLB830



 kg	 kW	 km/h	 mm	 mm	 m <sup>3</sup>	 mm	 daN	 daN	 mm
<b>7215</b> (15,906 lb)	<b>70</b> (95 hp / 94 imperial hp)	<b>38</b> (24 mph)	<b>2310</b> (7'6")	<b>3488</b> (11'5")	<b>1</b> (1.3 yd <sup>3</sup> )	<b>+3145</b> (+10'4")	<b>4600</b> (10,340 lbf)	<b>4200</b> (9,440 lbf)	<b>-4411/-5438*</b> (-14'5" / -17'10")
						 mm	 daN	 daN	 daN
						<b>5695/6670*</b> (18'8" / 21'10")	<b>+3569/+4168*</b> (+11'9" / +13'8")	<b>4700/5400*</b> (10,565/12,140 lbf)	<b>3540/2600*</b> (7,961/5,845 lbf)

\* Depending on configuration / Selon configuration / Je nach Konfiguration / A seconda della configurazione

# TLB840R



kg

**7320**  
(16,137 lb)



kW

**55.4**  
(75 hp /  
74.3 imperial hp)



km/h

**38**  
(24 mph)



mm

**2310**  
(7'7")



mm

**3488**  
(11'5")



m<sup>3</sup>

**1**  
(1.3 yd<sup>3</sup>)



mm

**+3145**  
(+10'4")



daN

**4600**  
(10,340 lbf)



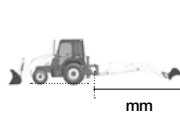
daN

**4200**  
(9,440 lbf)



mm

**-4411/-5438\***  
(-14'5" / -17'10")



mm

**5695/6670\***  
(18'8" / 21'10")



mm

**+3569/+4168\***  
(+11'9" / +13'8")



daN

**4700/5400\***  
(10,565/12,140\* lbf)



daN

**3540/2600\***  
(7,961/5,845\* lbf)

\* Depending on configuration / Selon configuration / Je nach Konfiguration / A seconda della configurazione



# TLB850



kg

**8230**  
(18,144 lb)



kW

**70**  
(95 hp /  
94 imperial hp)



km/h

**40**  
(25 mph)



mm

**2310**  
(7'6")



mm

**3600**  
(11'10")



m<sup>3</sup>

**1**  
(1.3 yd<sup>3</sup>)



mm

**+3369**  
(+11'1")



daN

**4600**  
(10,329 lbf)



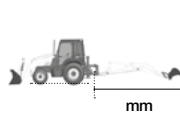
daN

**4650**  
(10,485 lbf)



mm

**-4371/-5390\***  
(-14'4" / -17'8")



mm

**5703/6670\***  
(18'9" / 21,10")



mm

**+3635/+4215\***  
(+11'11" / +13'10")



daN

**5250/6070\***  
(11,807/13,516\* lbf)



daN

**3540/2620\***  
(7,961/5,892\* lbf)

\* Depending on configuration / Selon configuration / Je nach Konfiguration / A seconda della configurazione

# TLB870



**7695**  
(16,964 lb)



**Stage IIIB - 55.4**  
(75 hp / 74.3 imperial hp)  
**Stage IIIA - 70**  
(95 hp / 94 imperial hp)



**39**  
(24 mph)



**2310**  
(7'6")



**3827**  
(12'7")



**1**  
(1.3 yd³)



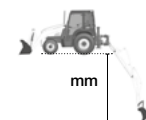
**+3262**  
(+10'8")



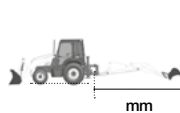
**4600**  
(10,340 lbf)



**4200**  
(9,440 lbf)



**-4401/-5744\***  
(-14'5" / -18'10")



**5725/6995\***  
(18'9" / 22'11")



**+3963/+4939\***  
(+13' / +16'2")



**6000/6870\***  
(15,444/13,489\* lbf)



**4220/2870\***  
(9,487/6,452\* lbf)

\* Depending on configuration / Selon configuration / Je nach Konfiguration / A seconda della configurazione

# TLB890



  
kg

**8775**  
(19,345 lb)

  
kW

**Stage IIIA - 74.5**  
(101 hp / 100 imperial hp)  
**Stage V - 82**  
(110 hp / 109 imperial hp)

  
km/h

**40**  
(25 mph)

  
mm

**2386**  
(7'10")

  
mm

**3750**  
(12'4")

  
m<sup>3</sup>

**1.2**  
(1.6 yd<sup>3</sup>)

  
mm

**+3369**  
(+11'1")

  
daN


**5110**  
(11,487 lbf)

  
daN

**5540**  
(12,454 lbf)

  
mm

**-4442/-5642\***  
(-14'7" / -18'6"\*)

  
mm


**5877/6950\***  
(19'3" / 22'10"\*)

  
mm

**+3855/+4489\***  
(+12'8" / +14'9"\*)

  
daN

**6030/6780\***  
(15,242/13,556\* lbf)

  
daN

**4110/2900\***  
(9,240/6,519\* lbf)

\* Depending on configuration / Selon configuration / Je nach Konfiguration / A seconda della configurazione

# TLB990



**8765**  
(19,323 lb)



**Stage IIIA - 74.5**  
(101 hp / 100 imperial hp)  
**Stage V - 82**  
(110 hp / 109 imperial hp)



**39.5**  
(24 mph)



**2386**  
(7'10")



**3806**  
(12'6")



**1.2**  
(1.6 yd³)



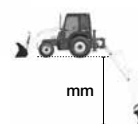
**+3425**  
(+11'3")



**5110**  
(11,487 lbf)



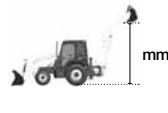
**5540**  
(12,454 lbf)



**-4442/5642**  
(-14'7" / -18'6")



**5877/6950\***  
(19'3" / 22'10")



**+3911/+4545\***  
(+12'10" / +14'11")



**6030/6780\***  
(15,242/13,556\* lbf)



**4110/2900\***  
(9,240/6,519\* lbf)

\* Depending on configuration / Selon configuration / Je nach Konfiguration / A seconda della configurazione

# TA1EH



kg



kW



km/h



mm



mm



kg



mm

**TA1EH**

**1340**

(2,954 lb)

**17.5**

(23 hp / 22 imperial hp)

**11**

(7 mph)

**1100/985**

(3'7"/3'3")

**3006**

(9'10")

**1000**

(2,204 lb)

**2837**

(9'4")



# TA2H

[TA2SH, TA2SEH]



kg



kW



km/h



mm



mm



kg



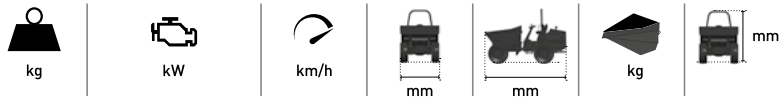
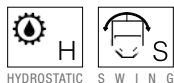
mm

	<b>TA2H</b>	<b>TA2SH</b>	<b>TA2SEH</b>
<b>Weight</b>	<b>1980</b> (4,365 lb)	<b>2120</b> (4,674 lb)	<b>2320</b> (5,114 lb)
<b>Power</b>	<b>18.5</b> (25 hp / 24 imperial hp)	<b>18.525</b> (25 hp / 24 imperial hp)	<b>18.5</b> (25 hp / 24 imperial hp)
<b>Speed</b>	<b>19</b> (12 mph)	<b>19</b> (12 mph)	<b>19</b> (12 mph)
<b>Wheel Width</b>	<b>1465</b> (4'10")	<b>1465</b> (4'10")	<b>1465</b> (4'10")
<b>Wheelbase</b>	<b>3606</b> (11'10")	<b>3606</b> (11'10")	<b>3606</b> (11'10")
<b>Capacity</b>	<b>2000</b> (4,410 lb)	<b>2000</b> (4,410 lb)	<b>2000</b> (4,410 lb)
<b>Height</b>	<b>2943</b> (9'8")	<b>2943</b> (9'8")	<b>2943</b> (9'8")



# TA3

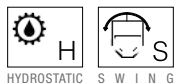
[TA3s, TA3H, TA3SH]



	kg	kW	km/h	mm	mm	kg	mm
<b>TA3</b>	<b>2300</b> (5,070 lb)	<b>18.5</b> (25 hp / 24 imperial hp) <b>37</b> (50 hp / 49 imperial hp)	<b>19</b> (12 mph)	<b>1957</b> (6'5")	<b>3734</b> (12'3")	<b>3000</b> (6,613 lb)	<b>2889</b> (9'6")
<b>TA3s</b>	<b>2360</b> (5,202 lb)	<b>18.5</b> (25 hp / 24 imperial hp) <b>37</b> (50 hp / 49 imperial hp)	<b>19</b> (12 mph)	<b>1846</b> (6'1")	<b>3952</b> (13')	<b>3000</b> (6,613 lb)	<b>2889</b> (9'6")
<b>TA3H</b>	<b>2320</b> (5,115 lb)	<b>18.5</b> (25 hp / 24 imperial hp) <b>37</b> (50 hp / 49 imperial hp)	<b>19</b> (12 mph)	<b>1957</b> (6'5")	<b>3734</b> (12'3")	<b>3000</b> (6,613 lb)	<b>2919</b> (9'7")
<b>TA3SH</b>	<b>2380</b> (5,247 lb)	<b>18.5</b> (25 hp / 24 imperial hp) <b>37</b> (50 hp / 49 imperial hp)	<b>19</b> (12 mph)	<b>1846</b> (6'1")	<b>3952</b> (13')	<b>3000</b> (6,613 lb)	<b>2919</b> (9'7")



# TA3.5sh



kg



kW



km/h



mm



mm



kg



mm

**TA3.5sh**

**2380**  
(5,247 lb)

**18.5**  
(25 hp / 24 imperial hp)  
**37**  
(50 hp / 49 imperial hp)

**19**  
(12 mph)

**1846**  
(6'1")

**3952**  
(13')

**3500**  
(7,716 lb)

**2919**  
(9'7")





# TA6

[TA6s]



kg



kW



km/h



mm



mm



kg



mm

**TA6**

**4340**  
(9,568 lb)

**55.4**  
(75 hp / 74.3 imperial hp)

**26.2**  
(16.3 mph)

**2300**  
(7'7")

**4405**  
(14'5")

**6000**  
(13,230 lb)

**3306**  
(10'10")

**TA6S**

**4500**  
(9,920 lb)

**55.4**  
(75 hp / 74.3 imperial hp)

**26.2**  
(16.3 mph)

**2207**  
(7'3")

**4539**  
(14'11")

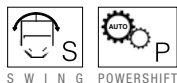
**6000**  
(13,230 lb)

**3306**  
(10'10")



# TA9

[TA9s, TA9p, TA9sp]



	kg	kW	km/h	mm	mm	kg	mm
<b>TA9</b>	4920 (10,846 lb)	55.4 (75 hp / 74.3 imperial hp)	24.8 (15.2 mph)	2500 (8'2")	4484 (14'9")	9000 (19,840 lb)	3668 (12')
<b>TA9s</b>	5260 (11,596 lb)	55.4 (75 hp / 74.3 imperial hp)	24.8 (15.2 mph)	2380 (7'9")	4666 (15'3")	9000 (19,840 lb)	3668 (12')
<b>TA9p</b>	5000 (11,023 lb)	55.4 (75 hp / 74.3 imperial hp)	24.8 (15.2 mph)	2500 (8'2")	4484 (14'9")	9000 (19,840 lb)	3668 (12')
<b>TA9sp</b>	5300 (11,684 lb)	55.4 (75 hp / 74.3 imperial hp)	24.8 (15.2 mph)	2380 (7'9")	4666 (15'3")	9000 (19,840 lb)	3668 (12')



# TA 10P



POWERSHIFT



kg



kW



km/h



mm



mm



kg



mm

**5060**  
(11,155 lb)

**55.4**  
(75 hp / 74.3 imperial hp)

**24.8**  
(15.2 mph)

**2550**  
(8'4")

**4530**  
(14'10")

**10000**  
(22,050 lb)

**3668**  
(12')



# 3MDX



kg

**2810**

(6,195 lb)



kW

**37**

(50 hp / 49 imperial hp)



km/h

**19**

(12 mph)



mm

**1846**

(6')



mm

**3974**

(13')



kg

**3500**

(7,720 lb)



mm

**2654**

(8'7")



# EMDX



kg	kW	km/h	mm	mm	kg	mm
<b>4920</b> (10,850 lb)	<b>55.4</b> (75 hp / 74.3 imperial hp)	<b>26</b> (16.2 mph)	<b>2211</b> (7'2")	<b>4711</b> (15'5")	<b>6000</b> (13,230 lb)	<b>2875</b> (9'4")



# SMDX



kg

**5400**

(11,900 lb)



kW

**55.4**

(75 hp / 74.3 imperial hp)



km/h

**24**

(15 mph)



mm

**2502**

(8'2")



mm

**4585**

(15')



kg

**9000**

(19,840 lb)



mm

**3384**

(11'10")



# MBR71



kg



kW



km/h



mm



mm



mm

**511**  
(1,130 lb)

**7.2**  
(9.6 hp / 8.4 imperial hp)

**4**  
(2.5 mph)

**710**  
(2'3")







**2187**  
(7'2")

**1225**  
(4')



# TV800 / TV900



	 kg	 kW	 km/h	 mm	 mm	 mm
<b>TV800</b>	<b>1559</b> (3,437 lb)	<b>17.5</b> (23 hp / 22 imperial hp)	<b>8</b> (5 mph)	<b>870</b> (2'10")	<b>1860</b> (6'1")	<b>2400</b> (7'10")
<b>TV900</b>	<b>1568</b> (3,456 lb)	<b>17.5</b> (23 hp / 22 imperial hp)	<b>8</b> (5 mph)	<b>970</b> (3'2")	<b>1860</b> (6'1")	<b>2400</b> (7'10")



# TV1000 / TV1200



kg



kW



km/h



mm



mm



mm

**TV1000**

**2570**  
(5,665 lb)

**18.5**  
(25 hp / 24 imperial hp)

**8**  
(5 mph)

**1070**  
(3'6")

**2375**  
(7'10")

**2650**  
(8'8")

**TV1200**

**2925**  
(6,448 lb)

**18.5**  
(25 hp / 24 imperial hp)

**10**  
(6 mph)







**1270**  
(4'2")

**2375**  
(7'10")

**2650**  
(8'8")

# TV1300 / TV1400



	 kg	 kW	 km/h	 mm	 mm	 mm
<b>TV1300</b>	<b>3435</b> (7,572 lb)	<b>32.4</b> (43.4 hp / 42 imperial hp)	<b>10</b> (6 mph)	<b>1370</b> (4'6")	<b>2375</b> (7'10")	<b>2650</b> (8'8")
<b>TV1400</b>	<b>4390</b> (9,678 lb)	<b>32.4</b> (43.4 hp / 42 imperial hp)	<b>10</b> (6 mph)	<b>1470</b> (4'10")	<b>2375</b> (7'10")	<b>2655</b> (8'8")

## **MECALAC NORTH AMERICA LLC**

282 Dedham Street, Unit 5  
Norfolk, MA 02056  
UNITED STATES  
Phone: 508-921-3076

A company of Groupe Mecalac S.A.S.

**WWW.MECALAC.COM**



Materials and specifications are subject to change without notice. Actual products may differ from photos. Featured machines in photos may include additional equipment. See your Mecalac dealer for available options.

2019 Mecalac © All rights reserved.

**MK309** RANGE **Photo credits** Sémaphore, Münchow Industrierotos, MCE UK **Printed by** Kalistene **Non-binding document**