



Bobcat®

**VersaHANDLER
Telescopic Tool Carriers**



One Tough Animal.



Performance

They're sized perfectly for virtually every application – but their lift, height and reach are monumental. The hard-working, durable VersaHANDLER® telescopic tool carrier (TTC) puts all kinds of possibilities within reach.



Automatic Tilt Leveling

The auto-level feature speeds material handling and boosts productivity by preventing spillage and ensuring consistent, productive attachment performance.

Two-Stage, Low-Profile Boom

The low-profile, extendable boom gives you the power to access a wide range of lift heights and reach lengths. Another key advantage of a VersaHANDLER TTC is the low profile of the boom and rear pivot point. The boom position provides excellent visibility to the operator's right side. The low boom pivot point in the rear helps make it a powerful machine when pushing. As the machine pushes, more of the weight stands on the front axle.

Turbo-Charged Bobcat Engine

The turbo-charged, liquid-cooled Bobcat® engine packs a powerful punch for virtually any job you take on in your VersaHANDLER TTC.

Low Cab Height (V519)

The low-profile design of the V519 ensures that you can go wherever the work takes you. Whether you're sneaking through a wooded area or working inside buildings and sheds, you'll have more height clearance for more jobs. It also provides easier entry and exit as the day's work takes you in and out of the machine.

Hydrostatic Transmission

The heavy-duty industrial hydrostatic transmission provides high wheel torque for digging and pushing, plus 2-Speed travel with shift-on-the-fly, speed management and dynamic braking. Controls are similar to an automobile for easy operation.

Deep Attachment Dumping Angle

You'll get better breakout force and dump angles by maintaining the level of the attachment through the lift cycle because the inverted tilt cylinder allows for optimal bucket breakout force and cylinder protection.

Eco Mode

This feature optimizes engine performance for less fuel consumption. Easily toggle on or off using a switch inside the cab.

Ride Control (V723)

Ride control on the V723 reduces material spillage, allowing operators to travel at faster speeds for increased productivity. Thanks to its dampening effect, the feature also increases comfort by offering a smoother ride when traveling across uneven terrain.

Large-Diameter Tires

The large-diameter tires (20-inch on the V519 and 24-inch on the V723) have an aggressive all-terrain tread that won't bog down in soft ground conditions.

Boom Float (V519)

Enable float while moving on uneven ground for smooth performance with attachments such as the snowblower or flail cutter. Float in reverse for finish grading with a bucket or to eliminate tire marks in a seedbed.


V519



10 FOOT
REACH

19 FOOT
LIFT HEIGHT

5,500 POUNDS
FULL-HEIGHT LIFT CAPACITY



Versatility

The versatility of the two-stage, low-profile boom is endless. Reach into the highest trucks or over fences, stockpile and stack materials, or backfill hard-to-reach areas.



Full Height Lift Capacity

In a VersaHANDLER TTC, you can confidently lift full lift capacity at full height: 5,500 pounds in the V519 and 7,700 pounds in the V723.

Three Steering Modes

VersaHANDLER TTCs have three steering modes to give you application-matched maneuverability. When you cycle through different steering modes, the wheel alignment system semi-automatically reorients your wheels to quickly and easily transition from front-wheel, all-wheel and crab steering.

- **All-Wheel Steer**

All-wheel steer mode allows you to make quick and tight turns – the kind you can't achieve in an articulated loader.

- **Front-Wheel Steer**

The front-wheel steer mode enables top-speed road travel, eliminating the need to haul the machine on a trailer from jobsite to jobsite.

- **Crab Steer**

Crab steer takes your maneuverability one step further by allowing precise side-to-side positioning.

Three Travel Modes

Three travel modes give you the versatility you need for movement in numerous applications.

- **2-Speed Travel**

The V519 and V723 have standard 2-Speed travel for improved productivity and better maneuverability. In addition, the V723 offers a two gear range coupled with 2-Speed travel, giving you a great balance of power and speed.

- **Speed Management**

Use speed management to adjust your travel speed independently from your engine speed. Use your accelerator pedal to set the engine speed to the optimal setting for the attachment you're operating, then dial in your desired travel speed. It's especially helpful when you operate attachments that perform best with a slow and consistent travel speed.

- **Inching Control**

Engage working mode by lightly depressing the brake pedal up to a half stroke, and quickly cut your travel speed while sustaining the engine throttle. This inching control destrokes the drive pump to reduce drive speed without reducing power to your attachment – enabling slower, more precise control without sacrificing productivity.

V723



13 FOOT
REACH

23 FOOT
LIFT HEIGHT

7,700 POUNDS
FULL-HEIGHT LIFT CAPACITY

Attachment-Ready

Pick a job – any job. Comparable machines can't match the VersaHANDLER telescopic tool carrier's versatility. It doesn't just pick and place materials; it works with the widest range of attachments you can find on a telescoping work machine. This gives you the best of both worlds: the extended reach and great lift capacity of a telescoping boom with the versatility advantage of numerous attachments.



Selectable Auxiliary Hydraulic Flow

The VersaHANDLER machine allows you to quickly select an auxiliary flow rate that best matches a particular attachment.

Hydraulic Quick Couplers

The standard hydraulic coupler block and electrical connector – the same style found on Bobcat loaders – is tough and easy-to-use. Bobcat quick couplers can release trapped line pressure for fast, clean attachment changes every time.

7-Pin Attachment Control Kit

Get additional control and functionality in selected attachments with the 7-pin attachment control kit. Several attachments require control of more than one function, and this system gives you fingertip control of these extra functions. On-the-fly adjustments, such as the angle of an angle broom attachment, are quick and easy with a simple toggle switch.





Bob-Tach Attachment Mounting System (V519)

Quickly change attachments with the V519's Bob-Tach® mounting system. Switch to a new bucket, a pallet fork, or a variety of tough, Bobcat-built, hydraulic attachments. It keeps a tight attachment fit, every time. The Bob-Tach system makes it possible for Bobcat to provide the largest attachment selection ever for a telescopic tool carrier.

Power Quick-Tach (V723)

The V723 features the Power Quick-Tach system. Push a button to retract the pins. Then release to quickly secure the attachment. This mounting system allows you to change non-hydraulic attachments without even leaving the cab.

V519 Bob-Tach Attachments:

| | | |
|--------------------|-------------------------|------------------|
| Angle broom | HD pallet fork | Snow bucket |
| Auger | HD snowblade | Snow pusher |
| Bale fork | Industrial fork grapple | Soil conditioner |
| Combination bucket | Rock bucket | Sweeper |
| Flail cutter | Root grapple | Truss boom |
| HD C&I bucket | Snowblower | |

V723 Power Quick-Tach Attachments:

| |
|------------------------|
| Bale fork rigid |
| General purpose bucket |
| Grapple bucket |
| Light material bucket |
| Pallet fork floating |
| Pallet fork rigid |





Uptime Protection

Bobcat prides itself on building machines that are protected from front to back against the world's toughest jobs. The VersaHANDLER line is no exception. It's made with the strong materials, quality construction and reliable designs that our customers need to earn their living.



Protective Chassis

The engine, cooling system and many critical components are well-protected within the center of the chassis, ensuring minimal wear and tear due to jobsite obstacles or harsh terrain.

Sealed Engine Compartment

The engine compartment provides a completely enclosed environment that helps to shut out dust and debris, ensuring long component life.

Side-by-Side Cooling Design

The radiator, oil cooler and intake air coolers are mounted side by side, carefully located to receive the same quality and temperature of air, which provides efficient, consistent cooling ability, even in the most severe and dirty conditions.

Reversing Fan

Excellent for dusty and light-material applications, the available reversible fan gives you the ability to keep the radiator area cleaner for longer – extending productivity and uptime while reducing the immediate need to clean debris by hand. Just flip a switch to reverse the cooling fan or set it to automatically reverse at 30-, 45-, 60- or 90-minute intervals to purge the system of dust and debris.

Protected Cylinders

Cylinders are strategically located in areas that are less prone to damaging contact on the job, protecting them from harm.

Fine Mesh Intake Screen

The engine cover screen helps prevent large debris from entering the engine basket and plugging the radiator.

Poly Fuel Tank

Diesel is contained in a durable, rust-free polypropylene fuel tank to minimize condensation and contamination of the fuel system.

Non-DPF Tier 4 Engine

Bobcat engines have a specially designed combustion chamber that minimizes the amount of particulate matter (PM) the engine creates. The amounts are low enough that a diesel particulate filter (DPF) isn't needed for Tier 4 compliance, which simplifies maintenance as well as operation.

Battery Run-Down Protection

The lighting circuit automatically shuts down after a predetermined time and voltage level, preventing accidental battery discharge.

Machine Shutdown Protection

The standard machine shutdown protection system continuously monitors the engine coolant, hydraulic oil, engine oil and other vital machine functions. If a monitored function is out of normal operating range, the system provides an alert and warning message. If the issue is severe, the machine automatically shuts down to avoid catastrophic failure.

Impact-Resistant Engine Access Panel

The engine access panel resists damage from impact and retains its good looks for years, thanks to its flexible, resilient and rust-free composite construction.

Reinforced Heavy-Duty Boom Pivot and Enclosed Frame Welds

The boom pivot features thick steel reinforcement for enhanced durability and long life. Heavy-duty, enclosed frame welds offer additional support throughout the frame.

Common Parts

Many VersaHANDLER parts are the same ones used in our legendary compact loader line, which ensures easy parts availability and minimal downtime if there is an issue.

Window Guards

Designed to protect you and your investment in the toughest conditions, the optional front and top window guards protect your machine from falling and flying debris.

Heavy-Duty Engine Mounts and Compartment

A protected engine on the VersaHANDLER telescopic tool carrier starts with a thick steel frame that covers both sides and the bottom of the engine. Rubber engine mounts reduce shock on difficult terrain.



Unmatched Visibility

The low-profile boom on the VersaHANDLER TTC sits below the operator's eye level to provide an optimal view of your surroundings. Front, top and rear window wipers clear away moisture and minimize the buildup of dust, debris and mud. Multiple mirrors on the operator's left and right assist you when working in confined areas. For even more visibility, add the optional rear mirror kit or the work light kit.

Boom Cushioning System

The boom cushioning system makes it easier to confidently handle your load, allowing for smoother motion as the attachment angles to its minimum or maximum pitch, or when the boom reaches full retraction.

Clean Workgroup Plumbing

Hydraulic hoses are carefully routed to minimize exposure to friction and contact with jobsite objects and obstacles.

Suspended Cab

A cushioning spring suspension isolates and reduces vibration inside the cab and improves ride quality.

Opening Rear Window and Split Door

The rear window provides an emergency exit, and the split door allows you to work with open windows for easier communication on the job.

Wraparound Rear Window (V723)

The V723's unique wraparound rear window gives you a completely unobstructed line of sight to the side and rear of the machine.

Standard Heat and Air Conditioning

The AC unit is integrated into the machine, without a bulky add-on unit to obstruct your visibility or get in your way. Automotive-style vents allow you to point the air where you need it, providing greater comfort in all weather conditions.



Cab Comfort

You can face many hours a day in your VersaHANDLER telescopic tool carrier, and you'll still feel good when the work is done. A roomy, fully enclosed cab with heat and air conditioning allows you to work in comfort all year long.

Shown: V519

Cloth, Adjustable Suspension Seat

The cloth suspension seat provides the ultimate in adjustability and comfort for long hours of operation.

Optional Keyless Start System

The keyless start option gives you the convenience of keyless start and the added security of an owner-defined numeric code.

Smart Handling System (SHS)

SHS combines productivity and precision, allowing you to set the boom speed for lifting, telescoping and tilting, adapting the machine to your work. It's ideal for achieving precise boom motion when the job demands high-rpm performance.

Total-Control Joystick

Where many machines are controlled with cumbersome levers and awkward controls, a single joystick on the VersaHANDLER controls the travel direction, lift and tilt functions, boom extension, and auxiliary hydraulics.

Joystick Thumb Switch

A simple thumb switch controls forward, neutral and reverse, making travel direction control virtually effortless.

Simple Controls

Controls on the VersaHANDLER telescopic tool carrier are designed to be simple and straightforward.



Simple Control Layout

Convenient, intuitive and easy to find, the VersaHANDLER machine's simple controls make operation easy and productive.

Dynamic Braking System with Automatic Parking Brake

The VersaHANDLER TTC's dynamic braking system will decelerate and stop the machine as soon as you let your foot off the accelerator pedal – unlike a torque converter-style transmission that coasts before coming to a complete stop. This gives you maximum control on slopes where you can easily inch your way up or down without having to apply the brake. When you release the accelerator pedal as the engine idles, the parking brake automatically engages. To disengage, press the button on the instrumentation panel or press down on the accelerator pedal.

Common Instrumentation Panel

The easy-to-read instrumentation panel gives you an edge in equipment operation. The backlit display panel monitors major functions, letting you know exactly how the machine is performing. The panel also features intuitive attachment controls, operation lights, warnings and an hour meter for quick service checks.

Inching Control

The brake pedal controls travel speed at any rpm. The first half of the stroke on the brake pedal allows you to maintain full engine rpm while hydrostatically slowing travel speed. This is beneficial need to maintain full hydraulic flow to the attachment reducing your speed. Depressing the pedal further applies the machine brakes.

Automotive-Style Foot Pedals and Steering Wheel

The familiar steering wheel, accelerator pedal and brake pedal make maneuvering around jobsites simple.

Semi-Automatic Wheel Realignment

When you cycle through different steering modes, the VersaHANDLER TTC wheel alignment system semi-automatically reorients your wheels to quickly and easily transition from front-wheel, all-wheel and crab steering.



Easy Serviceability

Bobcat knows you want to spend your day working – and not gaining access to your machine components. That's why VersaHANDLER TTCs are designed for quick routine maintenance and simple repairs.

Simple Cooling System Cleanout

The side-by-side mounted radiator, oil cooler and fan provide a clean engine compartment layout for easy access. Dirt and debris removal is quick and simple whenever cleaning is necessary.

Double-Element Air Filter

Uptime protection is critical for a machine this versatile, and it starts with a double-element air cleaner system.

Bobcat Service Analyzer

This feature allows your dealer to download machine performance data to a laptop – including faults, warning codes and more – to quickly troubleshoot machine issues and correct them.

Adjustable Boom Guides

Nylon wear pads, on the inside corners of the extendable boom, allow for better guidance and reduce free play of the boom. They're easily adjustable and require minimal servicing and greasing.

Easy Engine Access

The side-mounted engine puts routine maintenance checks, filters and other engine components in easy reach.

Remote Oil Filter

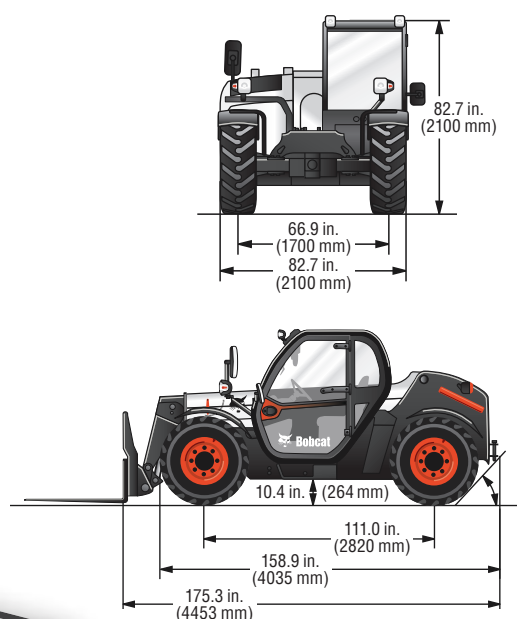
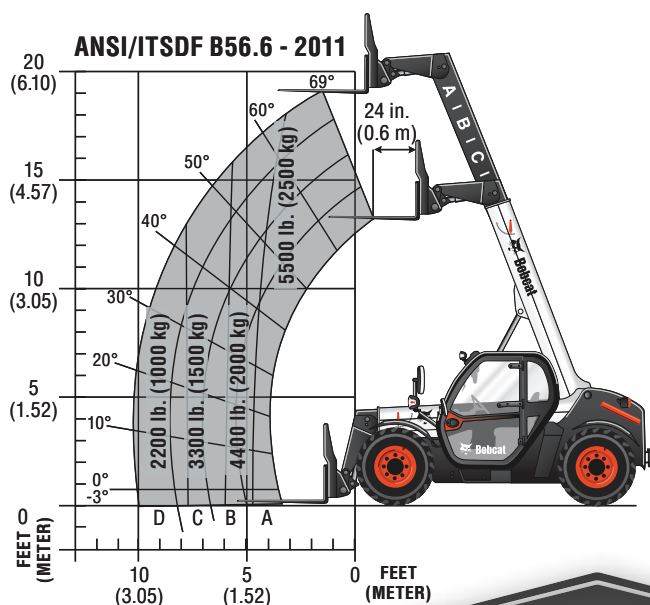
The remote oil filter location provides easy access to the oil filter – within reach of other service points for simple, fast oil changes.



Specifications and Features

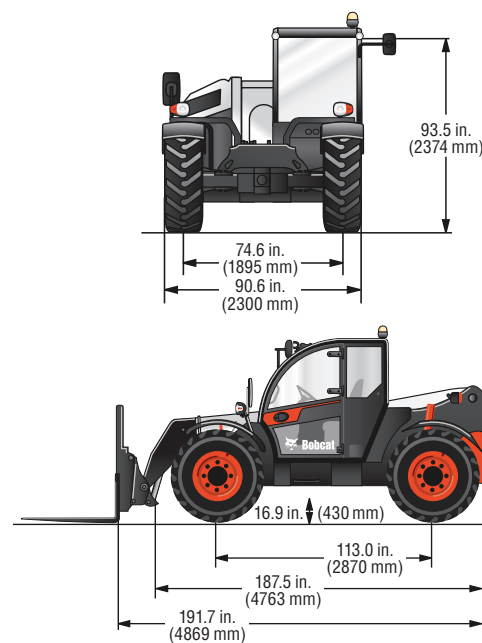
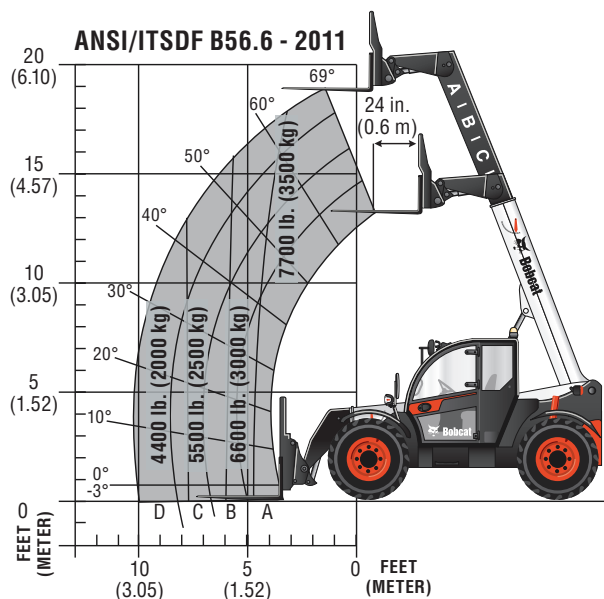
| Performance | V519 |
|---------------------------------------|------------------------------|
| Operating Weight | 11,001 lb. (4990 kg) |
| Max Rated Capacity | 5500 lb. (2495 kg) |
| Max Load Full Height | 5500 lb. (2495 kg) |
| Max Load at Full Reach | 2205 lb. (1000 kg) |
| Auxiliary Hydraulic Flow | 21 gpm (80 L) |
| Hydraulic Pressure | 3626 psi (250 bar) |
| Lift Height | 230.0 in. (5842 mm) |
| Max Reach | 123.3 in. (3132 mm) |
| Reach at Max Height (24" load center) | 17.9 in. (454 mm) |
| Bucket Dump Height | 153.5 in. (3900 mm) |
| Reach at Dump Height | 46.2 in. (1175 mm) |
| Bucket Dump Angle Full Height | 54 degrees |
| Maximum Travel Speed | |
| Low | 4.7 mph (7.5 km/hr.) |
| High | 18.3 mph (29.5 km/hr.) |
| Draw Bar Pull | 6744 lbf. (30,000 N) |
| Dimensions | |
| Tires | 405/70 x 20 |
| Length Fork Heel to Rear | 175.3 in. (4453 mm) |
| Length Fork Heel to Rear Hitch | 184.5 in. (4674 mm) |
| Length Front Tire to Rear | 158.9 in. (4035 mm) |
| Wheelbase | 111.0 in. (2820 mm) |
| Ground Clearance | 10.4 in. (264 mm) |
| Cab Height | 82.7 in. (2100 mm) |
| Width | 82.7 in. (2100 mm) |
| Tread | 66.9 in. (1700 mm) |
| Inside Turning Clearance | 52.3 in. (1329 mm) |
| Wheel Turning Clearance | 146.3 in. (3717 mm) |
| Fork Turning Clearance | 183.0 in. (4648 mm) |
| Engine | |
| Make/Model | Bobcat D34 Turbocharged (T4) |
| Fuel/Cooling | Diesel/Liquid |
| Cylinders | 4 |
| Horsepower | 74 hp (55.2 kW) |
| Rated rpm | 2400 |
| Torque @ 1400 rpm | 239.7 ft.-lb. (325 Nm) |
| Displacement | 207.5 cu. in. (3.4 L) |
| Fuel Tank Capacity | 30.4 gal. (115 L) |

| Operation | V519 |
|--|---------------------------------------|
| Four Wheel Drive | Std |
| 2-Speed Hydrostatic Transmission | Std |
| Steering Modes | Front wheel, four wheel opposed, crab |
| Speed Management | Std |
| Inching Control | Std |
| Dynamic Braking | Std |
| SAPR Brakes | Std |
| Features | |
| Self Diagnostic Troubleshooting | Std |
| ROPS/FOPS Approved Cab | Std |
| Reversible Fan | Std |
| Removable Beacon | Std |
| Cab with Heat and Air Conditioning | Std |
| Three-Way Adjustable Suspension Seat | Std |
| Front Work Lights | Std |
| Rear Work Lights | Std |
| Road Lights | Opt |
| Pin Style Rear Hitch | Opt |
| Front/Top/Rear Window Wipers | Std |
| Back Up Alarm | Std |
| Retractable Seat Belt | Std |
| SHS Smart Handling System | Std |
| Boom Angle Indicator | Std |
| Boom Float | Std |
| Battery Disconnect | Std |
| 12 Volt Accessory Port | Std |
| Cup Holder | Std |
| Attachment Capabilities | |
| Bob-Tach Attachment Mounting System | Std |
| Auxiliary Hydraulics with Quick Couplers | Std |
| Standard Flow | 21 gpm (80 L) |
| Hydraulic Pressure | 3626 psi (250 bar) |
| Pressure Release Block | Std |
| Fingertip Auxiliary Control | Std |
| Fingertip Boom Extension Control | Std |
| Attachment Control Kit (7 pin connector) | Std |



| Performance | V723 |
|---------------------------------------|------------------------------|
| Operating Weight | 17,155 lb. (7780 kg) |
| Max Rated Capacity | 7700 lb. (3500 kg) |
| Max Load Full Height | 7700 lb. (3500 kg) |
| Max Load at Full Reach | 3308 lb. (1500 kg) |
| Auxiliary Hydraulic Flow | 26.4 gpm (100 L) |
| Hydraulic Pressure | 3626 psi (250 bar) |
| Lift Height | 273.9 in. (6957 mm) |
| Max Reach | 161.5 in. (4102 mm) |
| Reach at Max Height (24" load center) | 48.1 in. (1223 mm) |
| Bucket Dump Height | 153.5 in. (3900 mm) |
| Reach at Dump Height | 46.3 in. (1175 mm) |
| Bucket Dump Angle Full Height | 48 degrees |
| Maximum Travel Speed | |
| Low | 3.1 mph (5.0 km/hr.) |
| High | 18.7 mph (30.0 km/hr.) |
| Draw Bar Pull | 15,062 lbf. (67,000 N) |
| Dimensions | |
| Tires | 400/80 x 24 |
| Length Fork Heel to Rear | 191.7 in. (4869 mm) |
| Length Fork Heel to Rear Hitch | 200.9 in. (5090 mm) |
| Length Front Tire to Rear | 163.2 in. (4145 mm) |
| Wheelbase | 113.0 in. (2870 mm) |
| Ground Clearance | 16.9 in. (430 mm) |
| Cab Height | 93.5 in. (2374 mm) |
| Cab Height with Beacon | 100.8 in. (2561 mm) |
| Width | 90.6 in. (2300 mm) |
| Tread | 74.6 in. (1895 mm) |
| Inside Turning Clearance | 43.0 in. (1092 mm) |
| Wheel Turning Clearance | 146.2 in. (3714 mm) |
| Fork Turning Clearance | 193.9 in. (4925 mm) |
| Engine | |
| Make/Model | Bobcat D34 Turbocharged (T4) |
| Fuel/Cooling | Diesel/Liquid |
| Cylinders | 4 |
| Horsepower | 100 hp (74.5 kW) |
| Rated rpm | 2400 |
| Torque @ 1400 rpm | 316.7 ft.-lb. (430 Nm) |
| Displacement | 207.5 cu. in. (3.4 L) |
| Fuel Tank Capacity | 36.4 gal. (138 L) |

| Operation | V723 |
|---|---------------------------------------|
| Four Wheel Drive | Std |
| 2-Speed Hydrostatic Transmission | Std |
| Two Gear Range Gearbox | Std |
| Steering Modes | Front wheel, four wheel opposed, crab |
| Speed Management | Std |
| Inching Control | Std |
| Dynamic Braking | Std |
| SAPR Brakes | Std |
| Features | |
| Self Diagnostic Troubleshooting | Std |
| Reversible Fan | Std |
| Removable Beacon | Std |
| ROPS/FOPS Approved Cab | Std |
| Cab with Heat and Air Conditioning | Std |
| Three-Way Adjustable Suspension Seat | Std |
| Front Work Lights | Std |
| Rear Work Lights | Std |
| Road Lights | Std |
| Pin Style Rear Hitch | Opt |
| Front/Top/Rear Window Wipers | Std |
| Back Up Alarm | Std |
| Retractable Seat Belt | Std |
| Boom Angle Indicator | Std |
| Ride Control Boom Suspension | Std |
| SHS Speed Handling System | Std |
| Battery Disconnect | Std |
| 12 Volt Accessory Port | Std |
| Cup Holder | Std |
| Attachment Capabilities | |
| Power Quick-Tach Attachment Mounting System | Std |
| Auxiliary Hydraulics with Quick Couplers | Std |
| Standard Flow | 26.4 gpm (100 L) |
| Hydraulic Pressure | 3626 psi (250 bar) |
| Pressure Release Block | Std |
| Fingertip Auxiliary Control | Std |
| Fingertip Boom Extension Control | Std |
| Attachment Control Kit (7 pin connector) | Std |



TRAIN NOW.

The VersaHANDLER TTC Operator Training Course and safety video are also available at Bobcat.com/Training. Training materials can assist in complying with OSHA rule 29 CFR 1910.178(l)

Certain specification(s) are based on engineering calculations and are not actual measurements. Specification(s) are provided for comparison purposes only and are subject to change without notice. Specification(s) for your individual Bobcat equipment will vary based on normal variations in design, manufacturing, operating conditions, and other factors.



THE LEADER IN VERSATILITY AND MANEUVERABILITY



Skid-Steer Loaders



Compact Track Loaders



All-Wheel Steer Loaders



Compact Excavators




Mini Track Loaders




VersaHANDLER Telescopic Tool Carriers



Toolcat™ Utility Work Machines



Utility Vehicles



Attachments

NOTE - Where applicable, dimensions are in accordance with ISO standards. Specifications and design are subject to change without notice. Pictures of Bobcat units may show other than standard equipment. All dimensions are given for loader equipped with standard tires. All dimensions are shown in inches. Respective metric dimensions are enclosed by parentheses. Bobcat Company complies with the requirements of ISO 9001 as registered with BSI.



Bobcat is a Doosan company. Doosan is a global leader in construction equipment, power and water solutions, engines, and engineering, proudly serving customers and communities for more than a century. Bobcat®, the Bobcat logo and the colors of the Bobcat machine are registered trademarks of Bobcat Company in the United States and various other countries. ©2017 Bobcat Company. All rights reserved.



B-1991 (03/18)

Bobcat Company
P.O. Box 6000 • West Fargo, ND 58078
Bobcat.com
Printed in U.S.A.



Bobcat®
One Tough Animal.

Kn-5K-0318-59336-11-F